




# *Inspired by Insects* Science Club

## Session 4 – What did we find out?

### Session Outcomes:

Children will:

-  collect and record data from their insect hotels
-  review what they have found out and present their findings to the group
-  consider why insects are important and discuss what we can do to help stop insect decline.

### Resources and Preparation:

- Children will be revisiting the insect hotels that they set up last week
- *Inspired by Insects* Presentation
- *HOPE for the Future* Recording sheet
- Trays to observe the contents of the insect hotels
- Large clear plastic bags
- Magnifying glasses
- Clipboards and pencils, if available
- Identification resources, if possible (see list of recommended resources at [HOPE Learning for Teachers | Oxford University Museum of Natural History](#) )

### Session Plan:

**Slide 2** - In this session, the children will collect and record data in order to find out the answer to their investigation question. Begin by asking the children to remind themselves of their investigation questions and what they are going to record. Explain that are we going to discover what is in the insect hotels. Discuss that you will need to empty the contents of the hotels carefully into a tray so that you can look at what is inside and record the order of the insects you find. If you have large, clear plastic bags these can be used to empty the contents carefully and then closed to stop insects flying away. Ensure that the children understand they will need to be very gentle with the contents of the insect hotels in order to make sure that insects are not damaged

and do not escape before you have had a chance to record them. Discuss with the children about what to do with the insects once they have been recorded. Remind them that it is important to make sure that all the insects have been put back in their appropriate habitat.

**Slide 3** - Remind children about the recording sheet and how to record their data. *Will you need one or two recording sheets for your investigation?*

**Slide 4** – Going outside to find out the results!

**Slide 5** - Reviewing the data and drawing conclusions:

*What did you find out?*

*What is the answer to your question?*

*Were you surprised by the results?*

*Were there any problems with your investigation? What would you do differently next time?*

*What investigations could you carry out next?*

Children could present their results and conclusions to the group.

**Slide 7** - Watch [this video](#)

(<https://youtu.be/f0gq0EyuB-A>)

*Why are insects important?*

*What is happening to insect populations around the world?*

*What could you do to make a difference?*

**Slide 8** - Remember to send us the results of your investigations, any questions you have about insects or photos of any insects you have found. We would love to hear from you! [hopelearning@oum.ox.ac.uk](mailto:hopelearning@oum.ox.ac.uk)

**Slide 9** - Congratulations on completing the *Inspired by Insects Science Club*. We would love to hear about your experience of running the club. Please email us on [hopelearning@oum.ox.ac.uk](mailto:hopelearning@oum.ox.ac.uk) telling us that you have completed the club. We will send you a quick evaluation form and in return you will receive an *Inspired by Insects* badge for each child who took part.